



EURO

**For domestic and commercial saunas.
Wall-mounting and floor-standing model.**

Versatile sauna heater for the Finnisch (dry) sauna. Robust and durable thanks to the triple-shell construction. Recommended for domestic and commercial saunas with moderate intensity of use.

Your advantages:

- Durable, long-lasting triple shell construction.
- Optimal relation between stone volume and air convection system for fast heat-up times and powerful water infusions.
- Wall-mounting or floor-standing (with optional feet).
- VDE approved for safety and norm compliance.
- Made in Germany quality from EOS.

Specifications:

Outer shell:	Stainless steel
Inner shell:	Hot-dip aluminium plated steel
Top:	Die-cast iron, corrosion protective coating
Rear wall:	Zinc-plated steel
Rock store:	Stainless steel
Stone support grill:	Stainless steel
Terminal box:	Zinc-plated steel, corrosion-resistant
Power range:	7,5, 9,0, 10,5 and 12 kW
Power supply:	400 V 3N AC 50 Hz
Stone filling:	15 kg, incl. in delivery
Installation:	Wall-mounted or floor-standing with optional feet (item 90.7110)



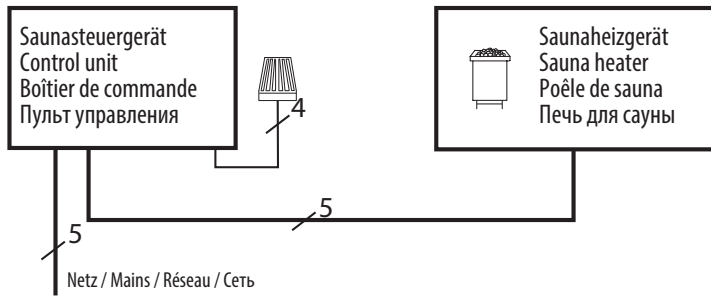
IPx4

MADE IN GERMANY



Connection diagram

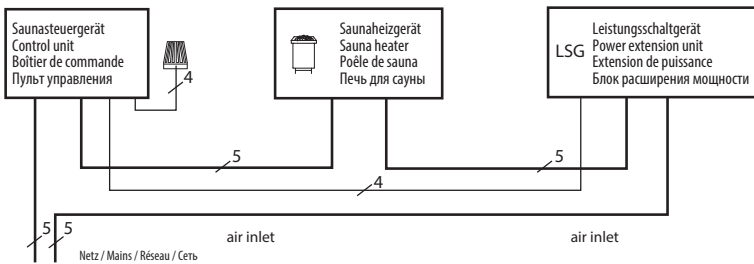
7,5 - 10,5 kW



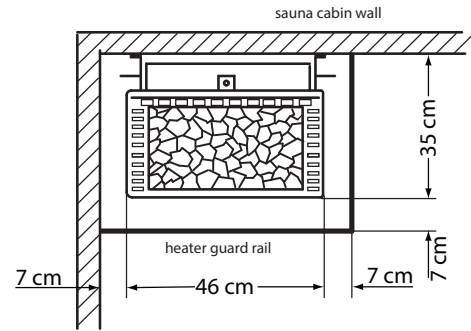
400V 3N AC

Important notice for 10,5 kW version: Please pay attention to that the max. phase load may not exceed 16 A!

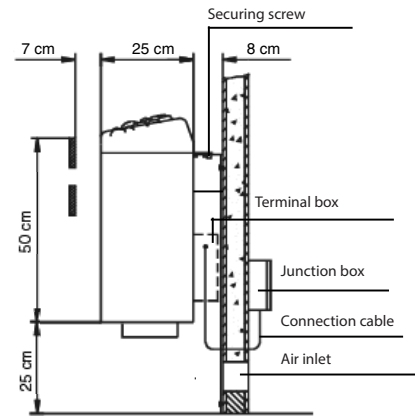
12,0 kW



Minimum clearances



Installation example



Technical specifications

Power output	Electrical connection	Connection mains - control unit	Connection control unit - heater	Connection mains - LSG	Connection LSG - heater	Connection control unit - LSG unit
7,5 kW	3N AC 50 Hz 400 V	5 x 2,5 mm ²	5 x 1,5 mm ²	--	--	--
9,0 kW				--	--	--
10,5 kW				--	--	--
12,0 kW				5 x 2,5 mm ²	5 x 1,5 mm ²	4 x 1,5 mm ²

All cross sections of a line are minimum diameters in mm² (copper wire).

Spare heating elements

Description	Item no.
For 7,5 kW (3 x 2500W)	2000.8084
For 9,0 kW (6 x 1500 W)	2000.8085
For 10,5 kW 3 x 1500 W	2000.8085
3 x 2000 W	2000.8086
For 12 kW (6 x 2000 W)	2000.8086

Item no.	Power output	Electrical connection	Fuse protection control unit	Fuse protection LSG unit	Dimensions H/W/D, in cm	For sauna cabin size	Min. size air inlet and outlet	Weight without rocks	Power extension required
90.7686	7,5 kW	3N AC 50 Hz 400 V	3 x 16 A	--	60* / 46 / 35	7 - 10 m ³	35 x 5 cm	18,0 kg	no
90.7687	9,0 kW					9 - 14 m ³	35 x 6 cm		
94.5185	10,5 kW					11 - 16 m ³	35 x 6 cm		
90.8076	12,0 kW			3 x 16 A		14 - 18 m ³	35 x 7 cm	19,5 kg	yes

*) Height by wall-mounting installation, without optional feet, 25 cm ground clearance.